

Human CD27 Ligand/CD70 Trimer Protein

Cat. No. CDL-HM427

Description

Source	Recombinant Human CD27 Ligand/CD70 Trimer Protein is expressed from HEK293 with His tag at the N-Terminus. It contains Leu50-Pro193.
Accession	P32970-1
Molecular Weight	The protein has a predicted MW of 51.8 kDa. Due to glycosylation, the protein migrates to 62-65 kDa based on Bis-Tris PAGE result.
Endotoxin	Less than 1EU per µg by the LAL method.
Purity	> 95% as determined by Bis-Tris PAGE > 95% as determined by HPLC

Formulation and Storage

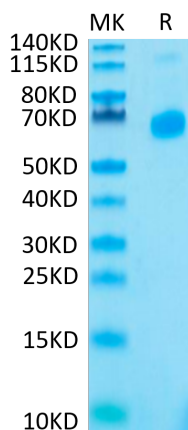
Formulation	Lyophilized from 0.22µm filtered solution in PBS (pH 7.4). Normally 8% trehalose is added as protectant before lyophilization.
Reconstitution	Centrifuge the tube before opening. Reconstituting to a concentration more than 100 µg/ml is recommended. Dissolve the lyophilized protein in distilled water.
Storage	-20 to -80°C for 12 months as supplied from date of receipt. -80°C for 3 months after reconstitution. Recommend to aliquot the protein into smaller quantities for optimal storage. Please minimize freeze-thaw cycles.

Background

CD70, also named CD27 ligand (CD27L), is a type II transmembrane glycoprotein belonging to the TNF superfamily (TNFSF) and has been designated TNFSF7. CD70 is a cytokine that binds to CD27. Plays a role in T-cell activation. Induces the proliferation of costimulated T-cells and enhances the generation of cytolytic T-cells.

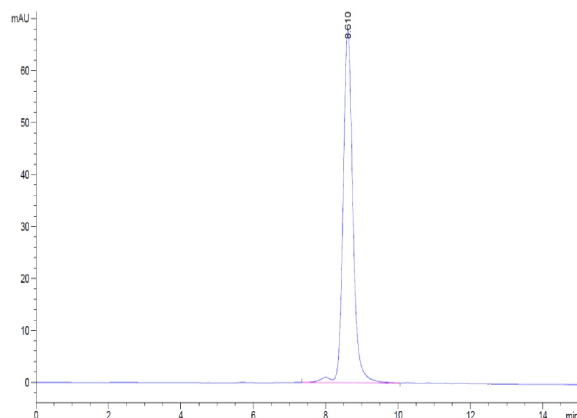
Assay Data

Bis-Tris PAGE



Human CD27 Ligand Trimer on Bis-Tris PAGE under reduced condition. The purity is greater than 95%.

SEC-HPLC



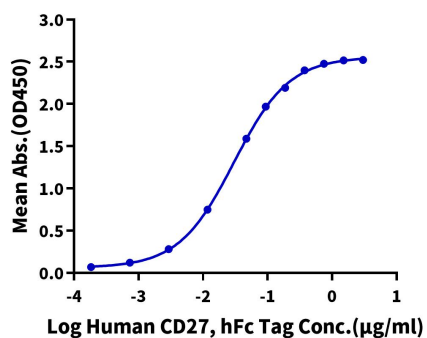
The purity of Human CD27 Ligand Trimer is greater than 95% as determined by SEC-HPLC.

Assay Data

ELISA Data

Human CD27 Ligand Trimer, His Tag ELISA

0.2µg Human CD27 Ligand Trimer, His Tag Per Well



Immobilized Human CD27 Ligand Trimer, His Tag at 2µg/ml (100µl/Well) on the plate. Dose response curve for Human CD27, hFc Tag with the EC50 of 30.1ng/ml determined by ELISA (QC Test).